



PDF File Reader | Download Now

Install Now | Prepare to be pleasantly surprised pdfmac.com

[Boating Knots](#)
[Boy Scout Knots](#)
[Climbing Knots](#)
[Decorative Knots](#)
[Fishing Knots](#)
[Tie Knots](#)

[Home](#) / [Boating Knots](#) , [Climbing Knots](#) , [Decorative Knots](#) , [Sailing Knots](#) , [Stopper Knots](#) / Monkey's Fist

Monkey's Fist

What Is It?

A monkey's fist or monkey paw is a knot that is tied at the end of a rope to serve as a weight. It is so named as it resembles a monkey's fist or paw. The main purpose of the knot is to serve as a weight at the end of a rope. It can be thrown simply that way. It is very easy to conceal and use it as a weapon to slow down your attacker. It superficially resembles the [Turk's head knot](#).



Monkey's Fist

Monkey's Fist

Where Did It Come From? – The History

It originated as a heaving line knot on sailing ships of yesteryear. Formerly, it was also used as a melee weapon among gangs and sailors. It was used as a weight thrown from one ship to another to bring the 2 vessels together. This use as a lifeline from boat to boat gained it the symbolism of solidarity among the hobo community.

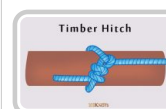
How Much Rope Is Needed?

The rope length should be 4-5 feet.

How to Make a Monkey's Fist


The picture guides you in tying the knot in a simple step by step.

MOST READ



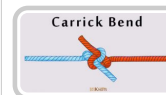
Timber Hitch

Timber Hitch The timber hitch is used to secure a rope round a post or any cylindrical...



Butterfly Knot


A useful midline knot, the butterfly knot has its uses in glacier travel and rock...



Carrick Bend

Carrick Bend The Carrick bend is a powerful knot to join two heavy ropes,

hawser...

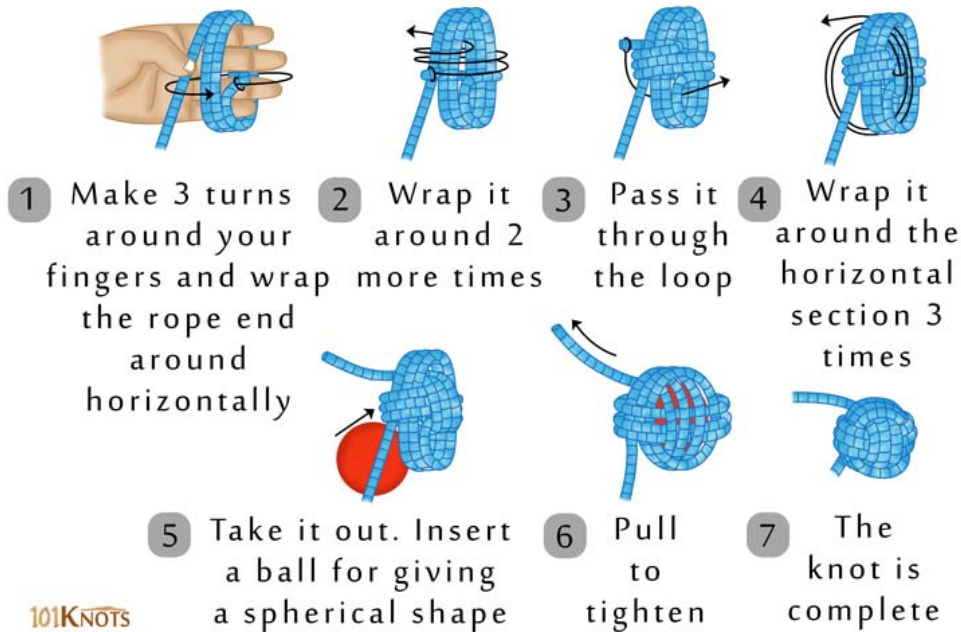


Dropper Loop

Dropper Loop The dropper loop, also known as a dropper knot forms a secure

structure...

Monkey's Fist Directions



How to Make a Monkey's Fist

Tips

- 1 Instead of creating the sides with 3 strands each, you can make them so as to possess 4 strands each.
- 2 It would be a good idea to create the knot loose, insert the ball and tighten it around the object, pulling, at a time, one loop taut.
- 3 It can be tied with paracord/hemp/leather lacing and a ball bearing as the supplies.
- 4 Can be made in 2 colors to give it a beautiful multi-colored look.
- 5 Instead of a steel ball as indicated above, a golf or tennis ball can be used to lend the spherical shape.
- 6 You can tie it with a 550 cord.
- 7 For a smaller knot, you can use a marble as the core. However, you can do the mini version without the marble just by placing the rope between your fingers and tightening appropriately.
- 8 If you want you can finish it with a [diamond knot](#), snake knot, etc.
- 9 A giant monkey fist knot can be made with a pool ball.
- 10 The above diagram shows the tying of the knot without a jig.

Variation

- 1 Double monkey fist – Larger. Has 12 faces instead of the 6 faces of the traditional monkey's fist knot.

Uses

- 1 In keychains (key fobs, cobra knot keychains), zipper pulls, keyrings and lanyards. It gives them a nautical look. A monkey's fist, [lanyard](#) and a [square knot](#) combination can make a superb paracord fob.
- 2 For self defence (though it is an illegal weapon in some places).